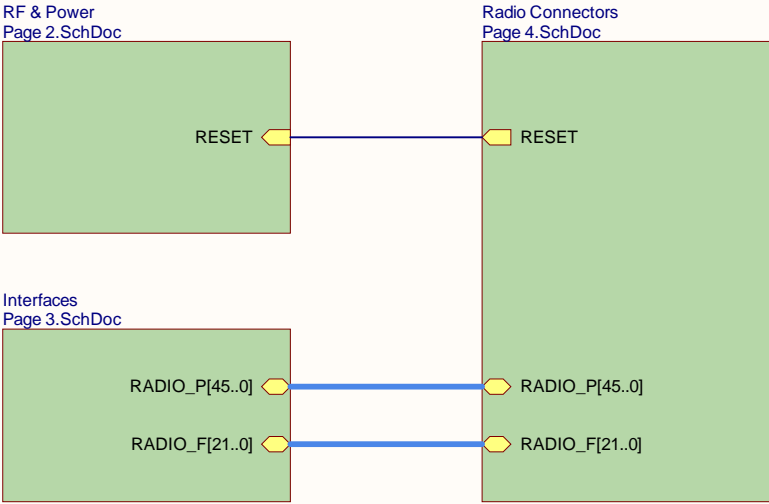


TABLE OF CONTENTS:

Page 1	Table of Contents and Revision History
Page 2	Antenna, RF & Power Sections
Page 3	Pin Assignment
Page 4	Radio Connectors and Board ID

REVISION HISTORY:

A02	Initial Release (without U1)
A03	Initial release (with U1)
A04	Updated U1 OPN (not mounted)
A05	Updated U1 OPN (mounted)



LEGAL NOTICE:
Silicon Laboratories inc. ("Silicon Labs") and/or its licensors do not warrant the accuracy or completeness of this schematic or any information contained within this schematic. It is provided "as-is" for reference only. Silicon Labs does not warrant that this design will meet the specifications, be suitable for your application or fit for any particular purpose, or will operate in your implementation. Silicon Labs and its licensors do not warrant that the design implied in this schematic is production-worthy. You should completely validate and test your design implementation to confirm system functionality for your application.

LOGO1



SILABS 14MM

MARK1



RoHS

MARK2



ESD

MARK3



Pb-free

MARK4



BOARD INFO FRAME



PCB4120A A01



Board name
EFR32MG26 Wireless 2.4 GHz 10 dBm QFN68 Radio Board

Designed
SZL

Approved
RGU

Page Title

Size
A3

Sheet Modified Date
2024. 07. 09.

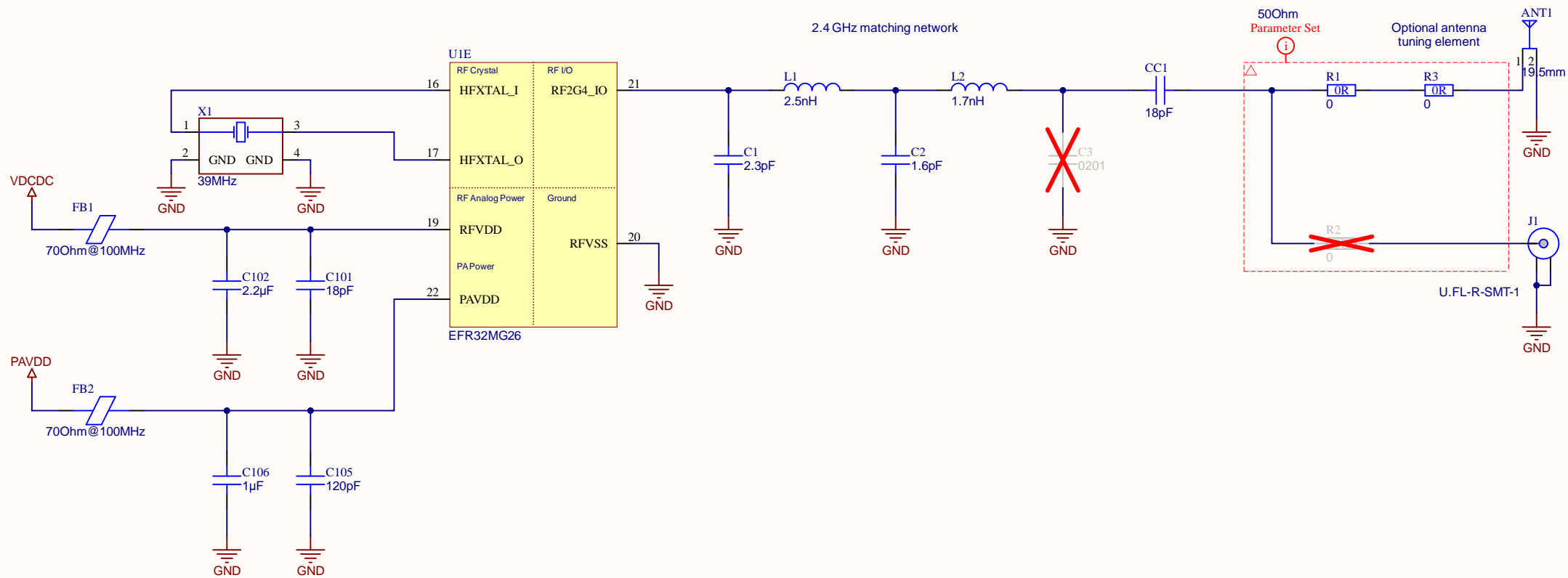
Board number
BRD4120A

Revision
A05--

COPYRIGHT SILICON LABORATORIES INC. 2023 CONFIDENTIAL - SUBJECT TO TERMS OF USE

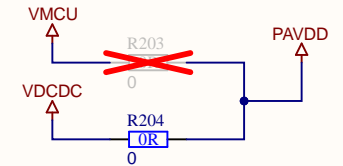
Sheet
1 of 4

Radio Interface

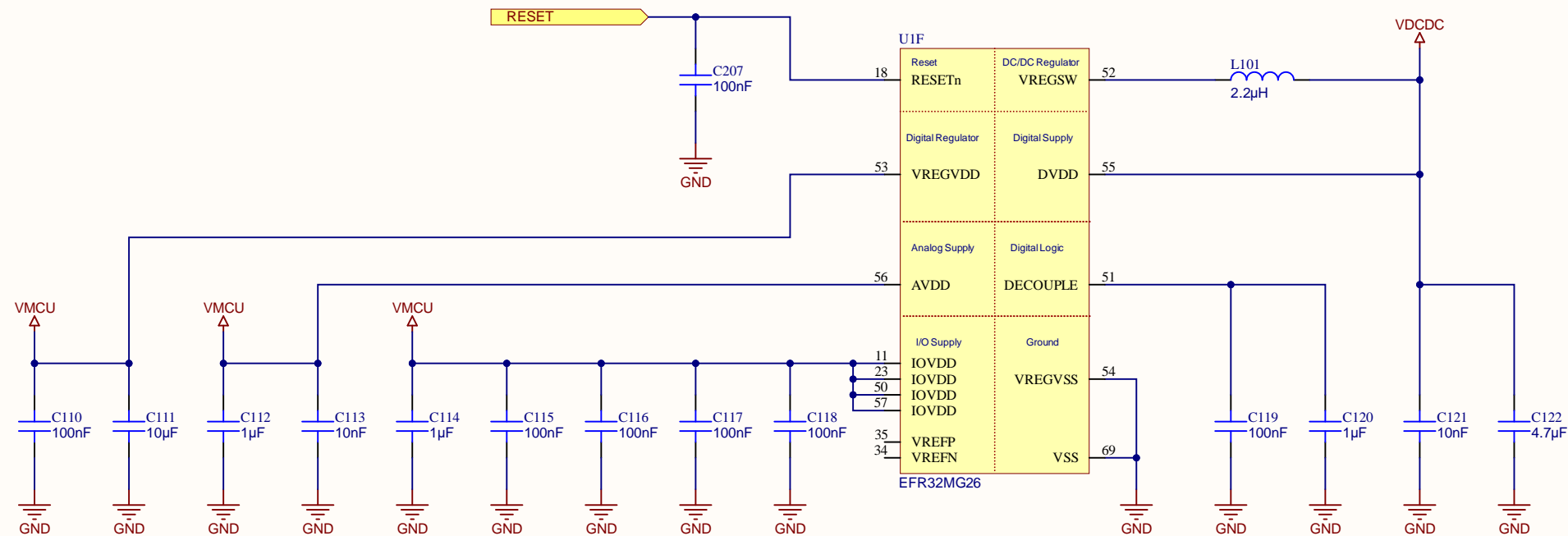


PAVDD Configuration

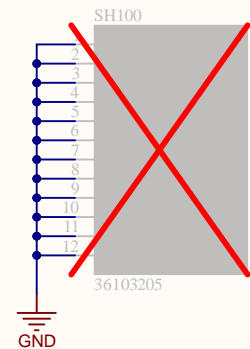
	Power Config 1 VMCU to PAVDD	Power Config 2 DCDC to PAVDD
R203	Mount	Not mount
R204	Not mount	Mount



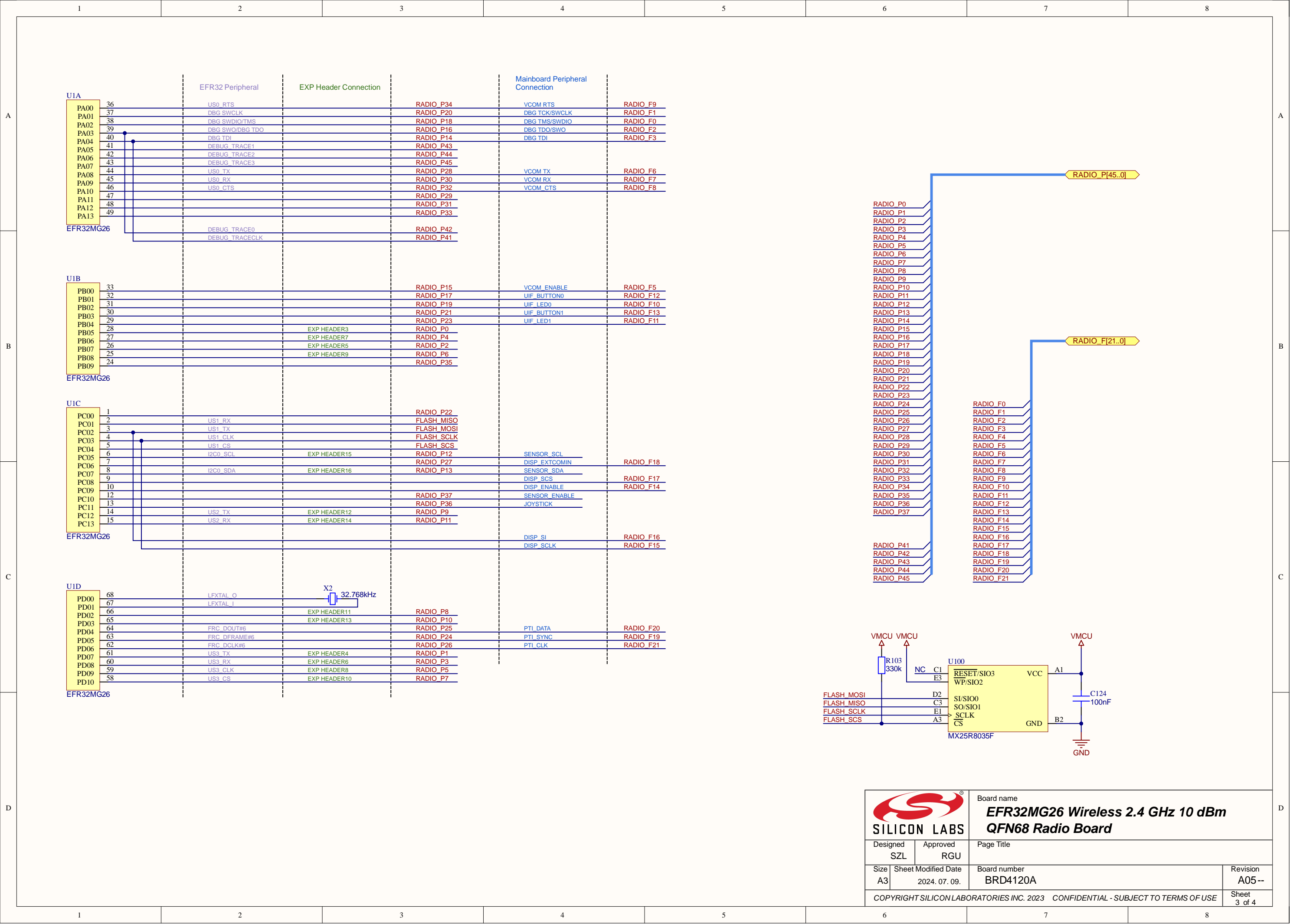
Power & Decoupling



RF Shielding



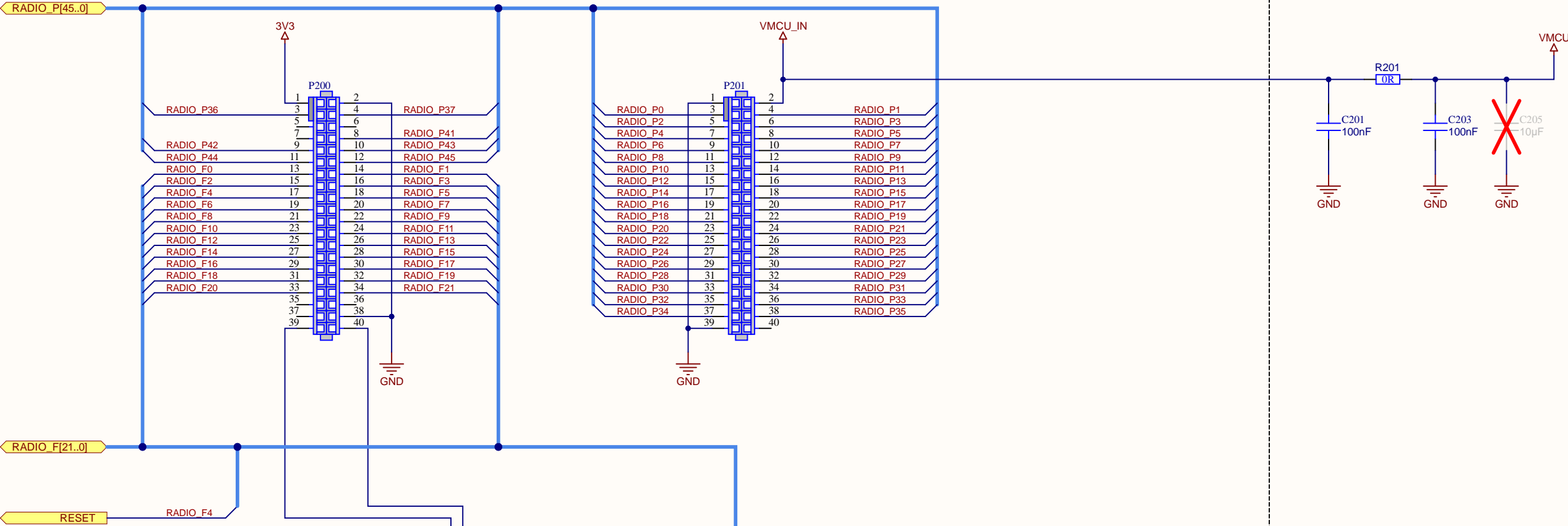
 SILICON LABS		Board name <i>EFR32MG26 Wireless 2.4 GHz 10 dBm QFN68 Radio Board</i>	
Designed SZL	Approved RGU	Page Title	
Size A3	Sheet Modified Date 2024. 07. 09.	Board number BRD4120A	Revision A05--
COPYRIGHT SILICON LABORATORIES INC. 2023 CONFIDENTIAL - SUBJECT TO TERMS OF USE			Sheet 2 of 4



Board name		EFR32MG26 Wireless 2.4 GHz 10 dBm QFN68 Radio Board	
Designed	Approved	Page Title	
SZL	RGU		
Size	Sheet Modified Date	Board number	Revision
A3	2024. 07. 09.	BRD4120A	A05--
COPYRIGHT SILICON LABORATORIES INC. 2023 CONFIDENTIAL - SUBJECT TO TERMS OF USE			Sheet 3 of 4

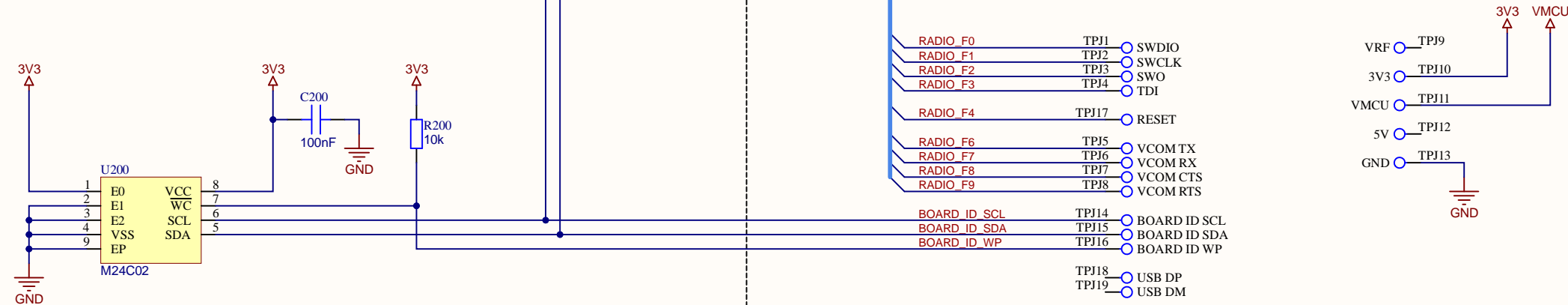
Radio Board Socket


Power Decoupling



Board ID

Test Points



		Board name EFR32MG26 Wireless 2.4 GHz 10 dBm QFN68 Radio Board	
Designed SZL	Approved RGU	Page Title Radio Connectors and Board ID	
Size A3	Sheet Modified Date 2024. 07. 09.	Board number BRD4120A	Revision A05--
COPYRIGHT SILICON LABORATORIES INC. 2023 CONFIDENTIAL - SUBJECT TO TERMS OF USE			Sheet 4 of 4