



BG22 Dual Polarized Antenna Array Radio Board

4x4 Antenna Array


Board Function	Page
Title Page	1
RF, Antenna & Power	2
I/O Port Connections	3
WSTK Connectors & Board ID	4
Antenna Array	5



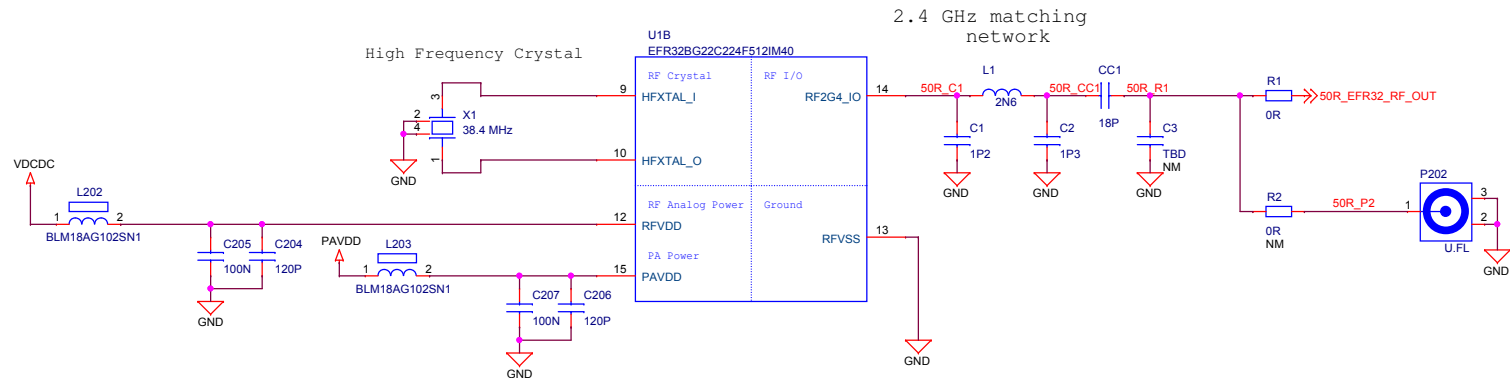
LEGAL NOTICE:
SILICON LABORATORIES INC. ("SILICON LABS") AND/OR ITS LICENSORS DO NOT WARRANT THE ACCURACY OR COMPLETENESS OF THIS SCHEMATIC OR ANY INFORMATION CONTAINED WITHIN THIS SCHEMATIC. IT IS PROVIDED "AS-IS" FOR REFERENCE ONLY. SILICON LABS DOES NOT WARRANT THAT THIS DESIGN WILL MEET THE SPECIFICATIONS, BE SUITABLE FOR YOUR APPLICATION OR FIT FOR ANY PARTICULAR PURPOSE, OR WILL OPERATE IN YOUR IMPLEMENTATION. SILICON LABS AND ITS LICENSORS DO NOT WARRANT THAT THE DESIGN IMPLIED IN THIS SCHEMATIC IS PRODUCTION-WORTHY. YOU SHOULD COMPLETELY VALIDATE AND TEST YOUR DESIGN IMPLEMENTATION TO CONFIRM SYSTEM FUNCTIONALITY FOR YOUR APPLICATION.

Revision History

Rev.	Description
A00	Initial production release.
A01	Updated PCB variant. No change in the components.
A02	Updated PCB variant to final. Added optional parallel antenna tuning components.
A03	Updated PCB revision.

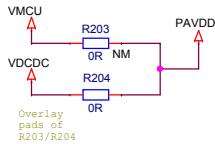
 SILICON LABS		Board Name BG22 Dual Polarized Antenna Array Radio Board	
		Page Title Title Page	
Designed ADS	Approved RGU	Board Number BRD4191A	Revision A03
Size A3	Sheet Modified Date Tuesday, May 03, 2022	Copyright Silicon Laboratories Inc. 2020 CONFIDENTIAL – SUBJECT TO TERMS OF USE	
		Sheet 1 of 6	

Antenna & Radio Interface

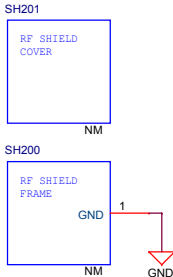


PAVDD Configuration

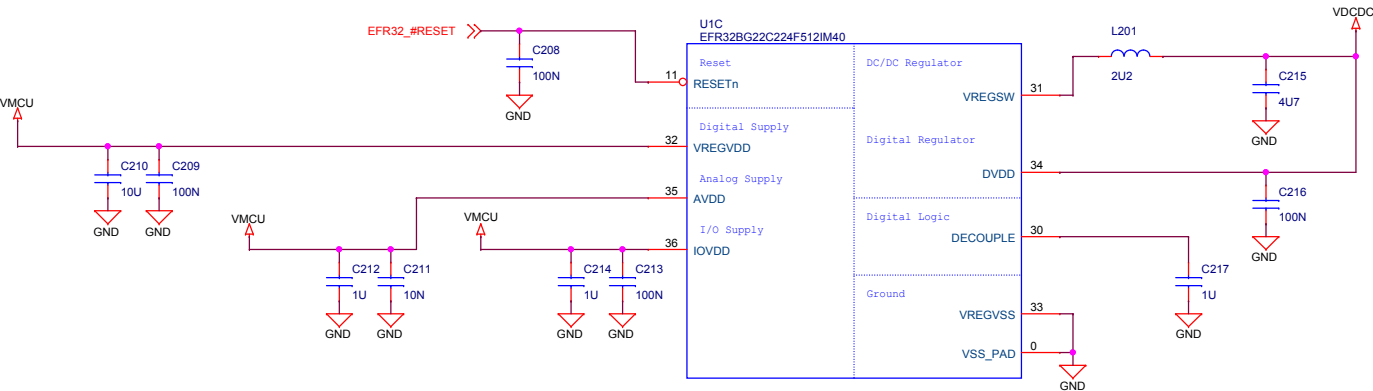
	Power Config 1 VMCU to PAVDD	Power Config 2 DCDC to PAVDD
R203	Mount	Not mount
R204	Not mount	Mount



RF Shielding



Power & Decoupling

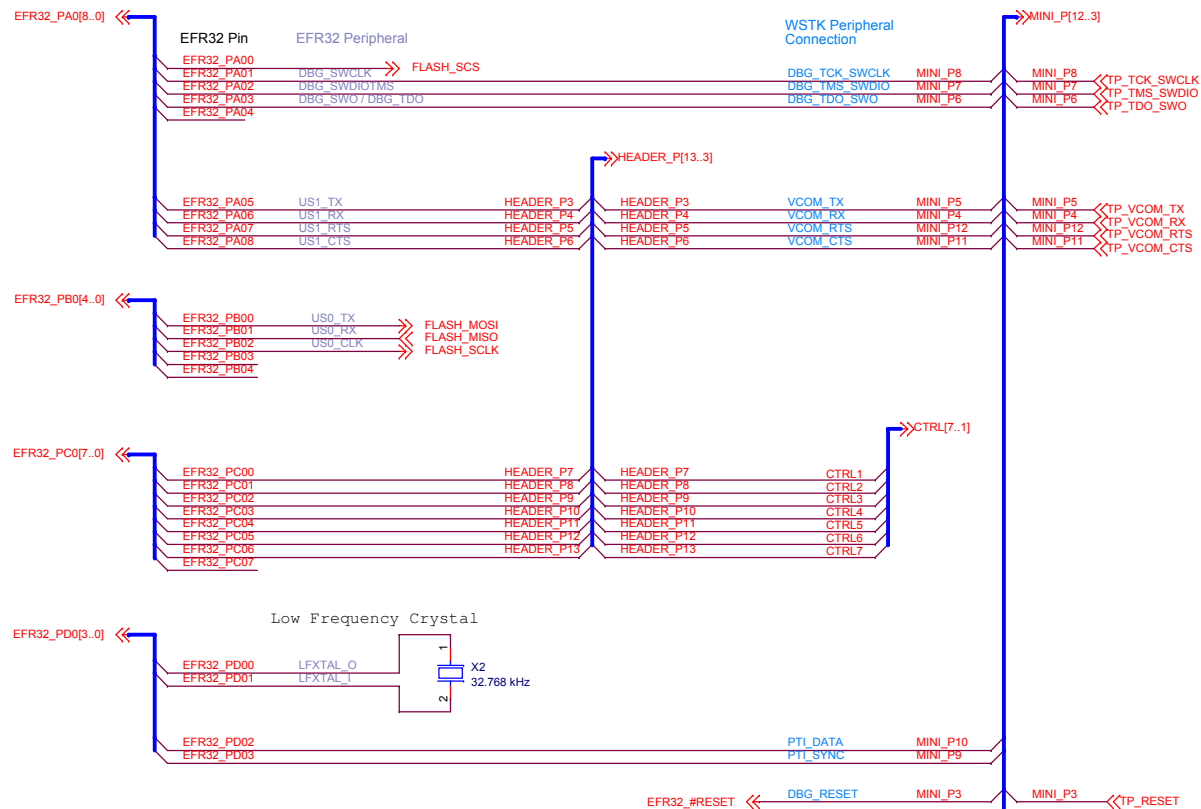


Designed
ADS
Size
A3

Approved
RGU
Sheet Modified Date
Tuesday, May 03, 2022

Board Name BG22 Dual Polarized Antenna Array Radio Board	
Page Title RF, Antenna and Power	
Board Number BRD4191A	Revision A03
COPYRIGHT SILICON LABORATORIES INC. 2020 CONFIDENTIAL – SUBJECT TO TERMS OF USE	
Sheet 2 of 6	

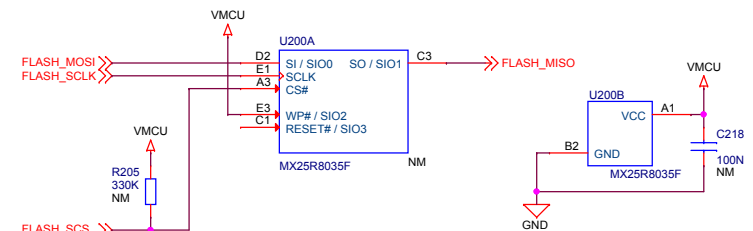
EFR32 Pin Mapping



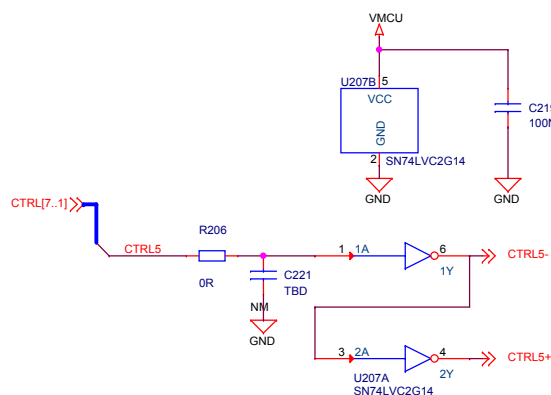
EFR32 I/O Port Pins



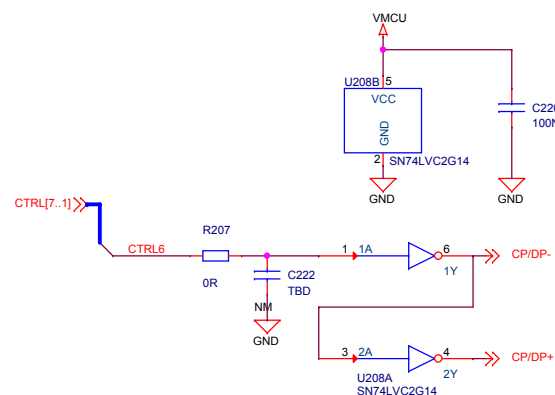
Serial Flash



CHW Selection Signal Buffering

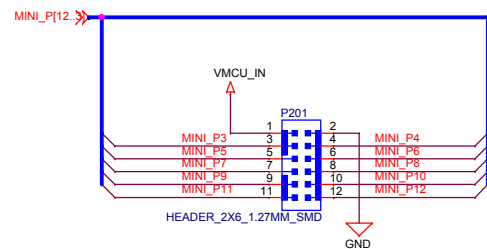


CP/DP Signal Buffering

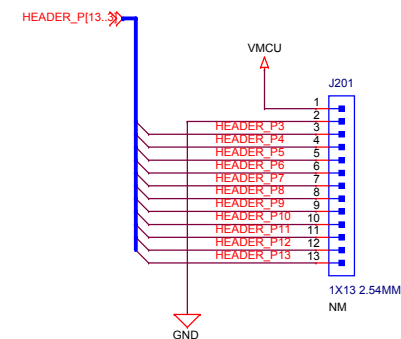


		Board Name	
		BG22 Dual Polarized Antenna Array Radio Board	
Designed		Page Title	
ADS		I/O Port Connections	
Size		Board Number	
A3		BRD4191A	
Sheet Modified Date		Revision	
Tuesday, May 03, 2022		A03	
COPYRIGHT SILICON LABORATORIES INC. 2020		CONFIDENTIAL – SUBJECT TO TERMS OF USE	
		Sheet	
		3 of 6	

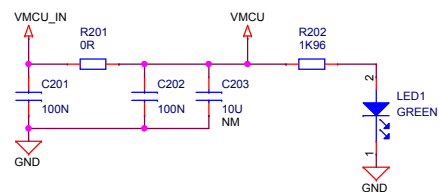
Simplicity Mini+ Connector



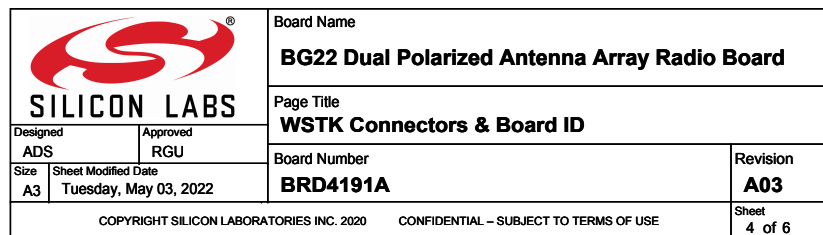
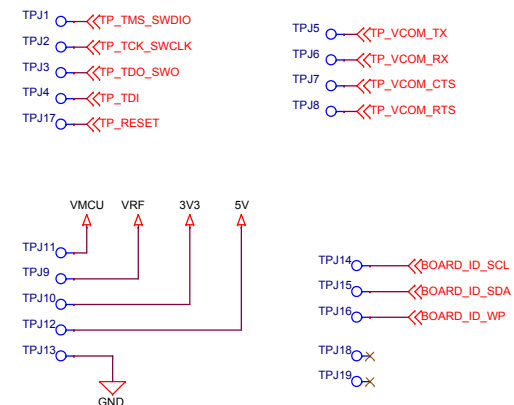
Breakout Header

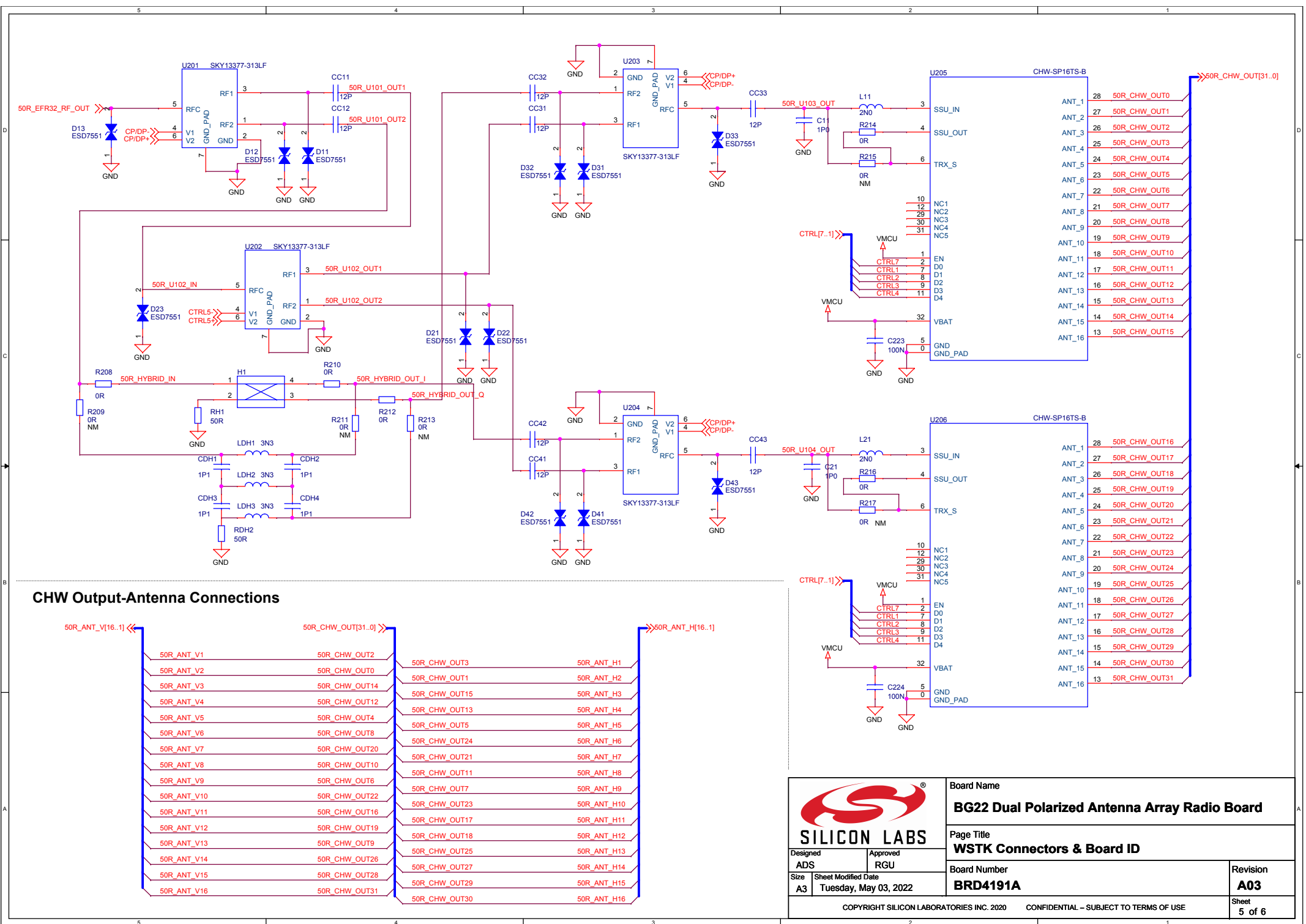


WSTK Power Decoupling




Test Points





CHW Output-Antenna Connections

50R_ANT_V[16..1]	50R_CHW_OUT[31..0]	50R_ANT_H[16..1]
50R_ANT_V1	50R_CHW_OUT2	50R_ANT_H1
50R_ANT_V2	50R_CHW_OUT0	50R_ANT_H2
50R_ANT_V3	50R_CHW_OUT14	50R_ANT_H3
50R_ANT_V4	50R_CHW_OUT12	50R_ANT_H4
50R_ANT_V5	50R_CHW_OUT4	50R_ANT_H5
50R_ANT_V6	50R_CHW_OUT8	50R_ANT_H6
50R_ANT_V7	50R_CHW_OUT20	50R_ANT_H7
50R_ANT_V8	50R_CHW_OUT10	50R_ANT_H8
50R_ANT_V9	50R_CHW_OUT6	50R_ANT_H9
50R_ANT_V10	50R_CHW_OUT22	50R_ANT_H10
50R_ANT_V11	50R_CHW_OUT16	50R_ANT_H11
50R_ANT_V12	50R_CHW_OUT19	50R_ANT_H12
50R_ANT_V13	50R_CHW_OUT9	50R_ANT_H13
50R_ANT_V14	50R_CHW_OUT26	50R_ANT_H14
50R_ANT_V15	50R_CHW_OUT28	50R_ANT_H15
50R_ANT_V16	50R_CHW_OUT31	50R_ANT_H16

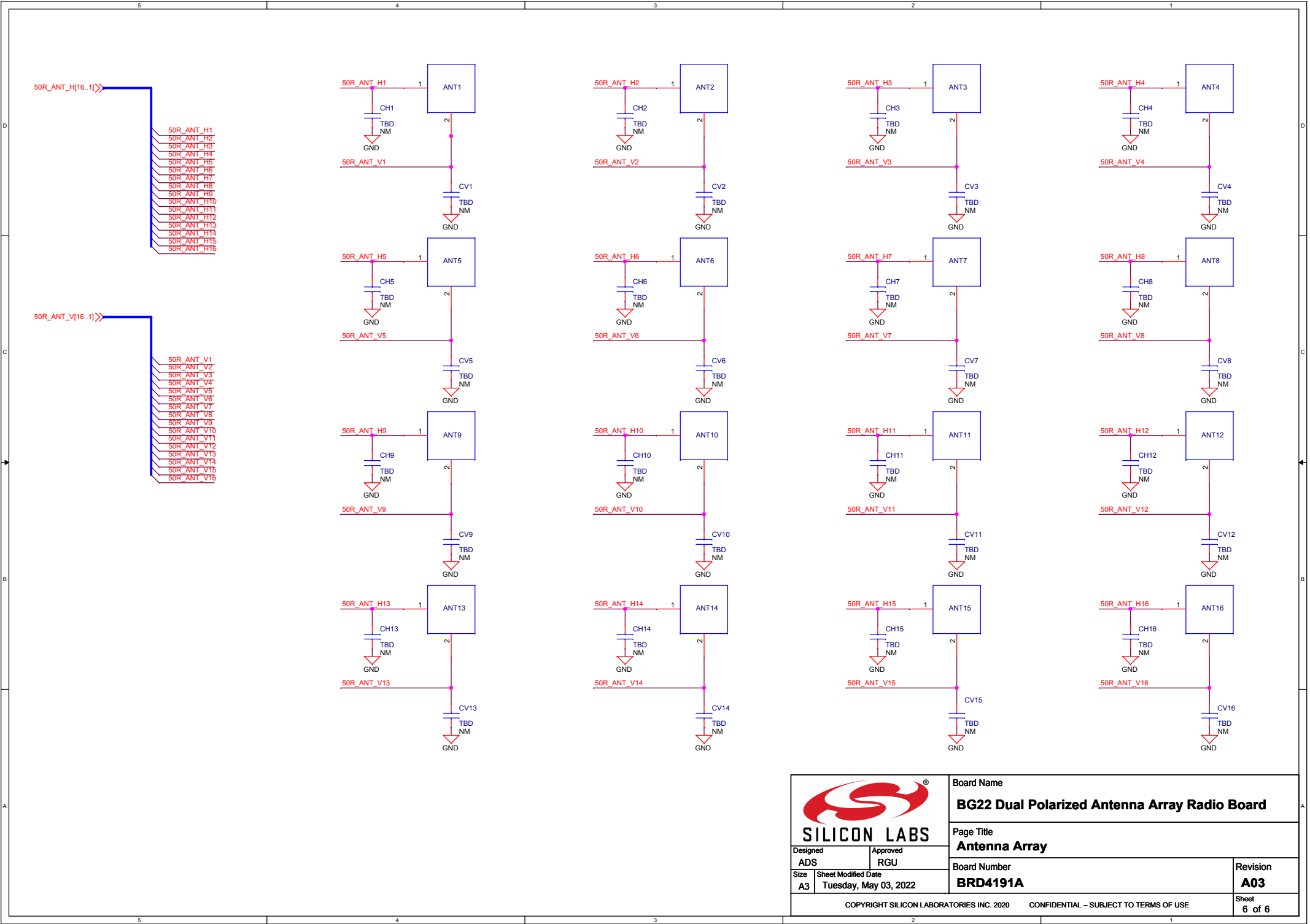



SILICON LABS

Designed ADS		Approved RGU	
Size A3		Sheet Modified Date Tuesday, May 03, 2022	

Board Name BG22 Dual Polarized Antenna Array Radio Board	
Page Title WSTK Connectors & Board ID	
Board Number BRD4191A	Revision A03

COPYRIGHT SILICON LABORATORIES INC. 2020 CONFIDENTIAL – SUBJECT TO TERMS OF USE



 SILICON LABS		Board Name BG22 Dual Polarized Antenna Array Radio Board	
		Page Title Antenna Array	
Designed ADS	Approved RGU	Board Number BRD4191A	Revision A03
Size A3	Sheet Modified Date Tuesday, May 03, 2022	Copyright Silicon Laboratories Inc. 2020 Confidential – Subject to Terms of Use	
		Sheet 6 of 6	