


A. Getting Started



- 1 x USB cable
 - 4 x RS232 serial cables
 - CP2108 evaluation board
- The Evaluation Kit contains the following:
- QFN-64 package.

The CP2108 is a USB-to-Quad-UART Bridge Controller providing a simple solution for updating RS-232/RS-485 designs to USB using a minimum of components and PCB space. The CP2108 includes a USB 2.0 full-speed function controller, USB transceiver, oscillator, EEPROM, and four asynchronous serial data buses (UART) with full modem control signals in a compact 9 mm x 9 mm

CP2108 EVALUATION KIT QUICK-START GUIDE



EVALUATION BOARD/KIT IMPORTANT NOTICE

Silicon Laboratories Inc. and its affiliated companies ("Silicon Labs") provides the enclosed evaluation board/kit to the user ("User") under the following conditions:

This evaluation board/kit ("EVB/Kit") is intended for use for ENGINEERING DEVELOPMENT, TESTING, DEMONSTRATION, OR EVALUATION PURPOSES ONLY and is not a finished end-product fit for general consumer use. ANY OTHER USE, RESALE, OR REDISTRIBUTION FOR ANY OTHER PURPOSE IS STRICTLY PROHIBITED. This EVB/Kit is not intended to be complete in terms of required design-, marketing-, and/or manufacturing-related protective considerations, including product safety and environmental measures typically found in end products that incorporate such semiconductor components or circuit boards. As such, persons handling this EVB/Kit must have electronics training and observe good engineering practice standards. As a prototype not available for commercial reasons, this EVB/Kit does not fall within the scope of the European Union directives regarding electromagnetic compatibility, restricted substances (RoHS), recycling (WEEE), FCC, CE or UL, and therefore may not meet the technical requirements of these directives or other related directives.

Should this EVB/Kit not meet the specifications indicated in the User's Guide, the EVB/Kit may be returned within 30 days from the date of delivery for a full refund. THE FOREGOING WARRANTY IS THE EXCLUSIVE WARRANTY MADE BY SILICON LABS TO USER, IS USER'S SOLE REMEDY, AND IS IN LIEU OF ALL OTHER WARRANTIES, EXPRESSED, IMPLIED, OR STATUTORY, INCLUDING ANY WARRANTY OF MERCHANTABILITY, NONINFRINGEMENT, DESIGN, WORKMANSHIP, OR FITNESS FOR ANY PARTICULAR PURPOSE.

User assumes all responsibility and liability for proper and safe handling of the EVB/Kit. Further, User indemnifies Silicon Labs from all claims arising from User's handling or use of the EVB/Kit. Due to the open construction of the EVB/Kit, it is User's responsibility to take any and all appropriate precautions with regard to electrostatic discharge.

EXCEPT TO THE EXTENT OF THE INDEMNITY SET FORTH ABOVE, NEITHER PARTY SHALL BE LIABLE TO THE OTHER FOR ANY INDIRECT, SPECIAL, INCIDENTAL, OR CONSEQUENTIAL DAMAGES.

Neither Silicon Labs nor User is obligated to perform any activities or conduct any business as a consequence of using the EVB/Kit, and neither party is entitled to any form of exclusivity with respect to the EVB/Kit.

Silicon Labs assumes no liability for applications assistance, customer product design, software performance, or infringement of patents or services described herein.

Please read the User's Guide and, specifically, the Warnings and Restrictions notice in the User's Guide prior to handling the EVB/Kit. This notice contains important safety information about temperatures and voltages. For additional environmental and/or safety information, please contact a Silicon Labs application engineer or visit www.silabs.com/support/quality.

No license is granted under any patent right or other intellectual property right of Silicon Labs covering or relating to any machine, process, or combination in which the EVB/Kit or any of its components might be or are used.

User's use of this EVB/Kit is conditioned upon acceptance of the foregoing conditions. If User is unwilling to accept these conditions, User may request a refund and return the EVB/Kit to Silicon Labs in its original condition, unopened, with the original packaging and all documentation to:

Mailing Address:
400 W. Cesar Chavez
Austin, TX 78701

1

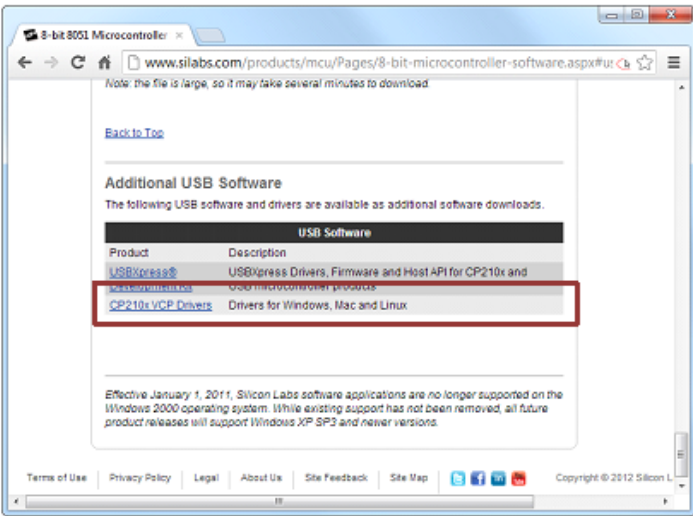
Navigate to the www.silabs.com/mcudownloads website and click the **USB Software & Drivers** link to download the VCP drivers.



<http://www.silabs.com/mcudownloads>


2

Click the link to the **CP210x VCP Drivers**.



3

Download the Virtual COM Port Driver for the operating system used on the PC. The website lists the available operating systems supported. Click the link that applies. Save the file, then run the executable. Follow the installer directions and accept the license agreement.



4

For the Windows driver, save the zip file, then open the zip file and run the executable.

5

The installer may prompt to restart the PC when installation completes.

6

Connect the CP2108 evaluation board to a PC as shown using the USB Cable. Connect the RS232 serial cables to the DB9 connectors on the CP2108 with the end attachments connecting to the target serial devices.

7

The CP2108 will appear as four COM ports in the Device Manager in Windows. The CP2108 functions identically to a COM port from the reference point of both the host application and the serial device, and it can support serial device control requests defined in the Microsoft Win32® Communications API.


8

Jump the RX and TX pins on the evaluation board together on the desired port to perform a loop back test.

9

In Windows, open a serial terminal program to verify the CP2108 UART functionality. Set the Baud Rate, and choose the port from one of the four COM ports from Device Manager.

B. Relevant Documentation



- Application Notes: www.silabs.com/appnotes
- AN721: CP210x/CP211x Device Customization Guide
 - AN571: CP210x Virtual COM Port Interface
 - AN335: USB driver Installation Utility
 - AN220: USB Driver Customization
 - AN197: Serial Communications Guide for the CP210x

VCP Drivers: <http://www.silabs.com/products/interface/Pages/CP2108EK.aspx>

CP2108 Landing Page: <http://www.silabs.com/support%20Documents/TechnicalDocs/CP2108.pdf>

Evaluation Kit Users Guide: <http://www.silabs.com/support%20Documents/TechnicalDocs/CP2108-EK.pdf>

MCU Knowledge Base: www.silabs.com/support%20Documents/TechnicalDocs/CP2108-EK.pdf

Contact an Applications Engineer: www.silabs.com/support%20Documents/TechnicalDocs/CP2108-EK.pdf

Quality Documents: www.silabs.com/support%20Documents/TechnicalDocs/CP2108-EK.pdf